



HOW TO LOCK YOUR BIKE




CONNECT

D-Lock and Rope cable

ALWAYS



Secure the cable around both wheels with the D-Lock securing the frame and cable.




Always ensure the bike is locked to a fixed/immovable object.

NEVER



Never leave the bike freestanding with the D-Lock only on the wheel or the frame.



Never use the cable as the main toconnection an immovable object, the D-Lock must connect with the frame of the bike and the immovable object.





HOW TO LOCK YOUR BIKE



Moby Gen 3

Back Wheel U-Lock and Chain

ALWAYS


NEVER



Always use both Locks together. The chain must be secured first around an immovable object and the U-Lock applied to release the key.



Locking only using the U-Lock only secures the back wheel and the bike can be easily moved. Always secure the chain first to an immovable object.



Never leave the key in the bike when in a restaurant or when Delivering, regardless of how quick you think you will be

